



Courvoisier Courts

701 Brickell Key Blvd
Miami, FL 33131

Every month we compile this comprehensive market report focus on Courvoisier Courts in this convenient and easy to read format. Our datas comes from more than six different sources including MLS Associations, County Offices and Financial Institutions. Get this report for free every month on our website courtsbrickellcondosforsale.com.

Property Stats

POSTAL CODE 33131

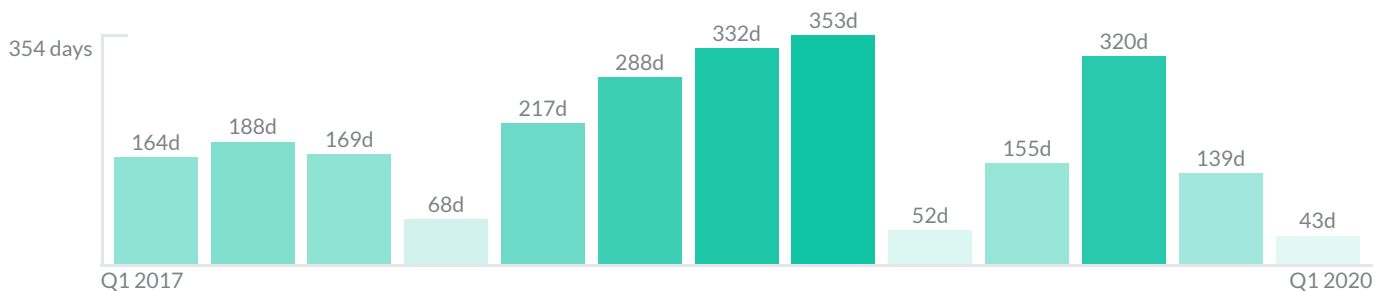
The property stats graph represents the median price evolution since ten years in your postal code area.



Similar Properties

DAYS ON THE MARKET

Everyday 3 months we monitor how many days it takes for similar properties to be sold. This is also a good indicator to know when to buy or sale!



Mortgage Rates

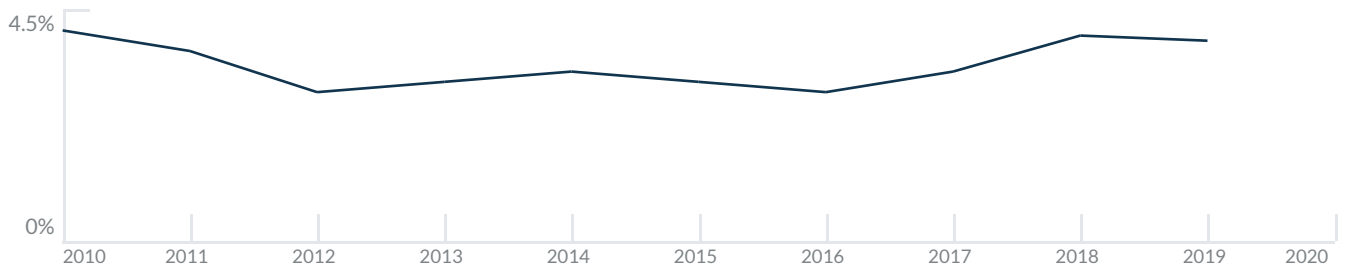
PER YEAR

Understanding mortgage economics is important when you want to buy with a loan. Below is the historical yearly average mortgage rates in the Unites States retrieved from Freddie Mac©

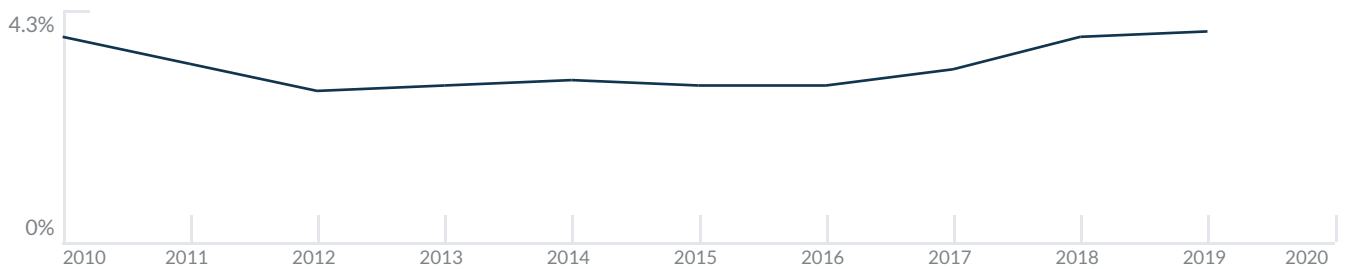
30 YEARS FIXED 4.4%



15 YEARS FIXED 3.9%



5/1-YEAR ADJUSTABLE 3.9%



Schools

CLOSEST

Having good schools nearby is important if you have kids or plan to rent or sell your home. Ratings are retrieved from the leading independent and nonprofit GreatSchools©

| ELEMENTARY SCHOOL | MIDDLE SCHOOL | HIGH SCHOOL |
|-----------------------------|---|--------------------------|
| Alpha Charter Of Aspire For | Genio Maria De Hostos Youth Leadership Charter School | World School Of The Arts |
| 1/10 | 1/10 | 10/10 |

Insights

IN COURVOISIER COURTS

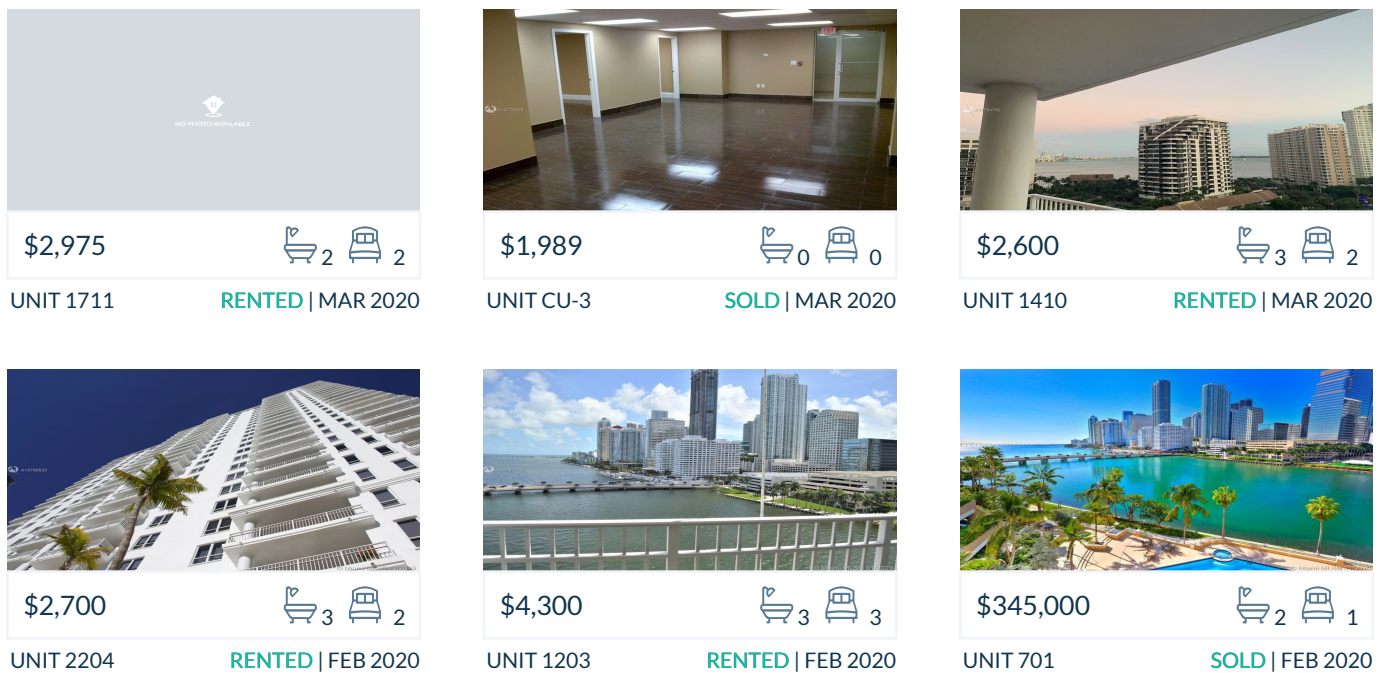
Below the average listing prices of available unit per property type.



Activity

SOLD OR RENTED

Below the latest transactions reported by the local MLS Association for Courvoisier Courts



Sold

LAST 20 PROPERTIES SOLD IN COURVOISIER COURTS

| Unit | Price | Beds/Baths | \$/Sqft | Sqft | Buying Date | Days on Market |
|------|-----------|------------|---------|-------|-------------|----------------|
| CU-3 | \$1,989 | 0/0 | N/A | N/A | Mar 2020 | 103 |
| 701 | \$345,000 | 1/2 | \$413.7 | 834 | Feb 2020 | 15 |
| CU-2 | \$1,600 | 0/0 | N/A | N/A | Feb 2020 | 11 |
| 404 | \$427,000 | 2/3 | \$347.2 | 1,230 | Dec 2019 | 243 |
| 1107 | \$294,000 | 1/1 | N/A | N/A | Nov 2019 | 132 |
| 706 | \$449,000 | 2/3 | \$348.6 | 1,288 | Nov 2019 | 107 |
| 2002 | \$599,000 | 2/3 | \$459.0 | 1,305 | Oct 2019 | 72 |
| 405 | \$405,000 | 2/2 | \$327.7 | 1,236 | Sep 2019 | 108 |
| 1802 | \$525,000 | 2/3 | \$402.3 | 1,305 | Sep 2019 | 343 |
| 1812 | \$718,500 | 3/3 | \$434.1 | 1,655 | Aug 2019 | 101 |
| 1508 | \$310,000 | 1/2 | \$384.6 | 806 | Aug 2019 | 95 |
| 2005 | \$415,000 | 2/2 | \$335.8 | 1,236 | Aug 2019 | 74 |
| 1805 | \$499,000 | 2/2 | \$403.7 | 1,236 | Jul 2019 | 666 |
| 1805 | \$499,000 | 2/2 | \$403.7 | 1,236 | Jul 2019 | 666 |
| 1211 | \$449,900 | 2/2 | \$355.1 | 1,267 | Jul 2019 | 508 |
| 1004 | \$449,500 | 2/3 | \$365.4 | 1,230 | Jun 2019 | 150 |
| 710 | \$399,900 | 2/3 | \$318.1 | 1,257 | Jun 2019 | N/A |
| 903 | \$750,000 | 3/3 | \$436.3 | 1,719 | Jun 2019 | 191 |
| 1405 | \$429,000 | 2/2 | \$347.1 | 1,236 | Jun 2019 | 136 |
| 2203 | \$775,000 | 3/3 | \$450.8 | 1,719 | May 2019 | 104 |

Rented

LAST 20 PROPERTIES RENTED IN COURVOISIER COURTS

| Unit | Price | Beds/Baths | \$/Sqft | Sqft | Rented Date | Days on Market |
|--------|---------|------------|---------|-------|-------------|----------------|
| 1711 | \$2,975 | 2/2 | \$2.3 | 1,267 | Mar 2020 | 49 |
| 1410 | \$2,600 | 2/3 | \$2.1 | 1,257 | Feb 2020 | 7 |
| 2204 | \$2,700 | 2/3 | \$2.2 | 1,230 | Feb 2020 | 77 |
| 1203 | \$4,300 | 3/3 | \$2.5 | 1,719 | Feb 2020 | 25 |
| 506 | \$2,950 | 2/3 | \$2.3 | 1,288 | Jan 2020 | 120 |
| LPH-08 | \$2,000 | 1/2 | \$2.5 | 806 | Jan 2020 | 62 |
| 1106 | \$2,750 | 2/3 | \$2.1 | 1,288 | Jan 2020 | 70 |
| 2308 | \$1,950 | 1/2 | \$2.4 | 806 | Jan 2020 | 42 |
| 1107 | \$1,900 | 1/2 | \$1.9 | 992 | Dec 2019 | 18 |
| 1808 | \$2,000 | 1/2 | \$2.5 | 806 | Dec 2019 | 56 |
| 809 | \$3,000 | 2/3 | \$2.4 | 1,257 | Nov 2019 | 48 |
| 508 | \$2,650 | 2/2 | \$2.4 | 1,082 | Nov 2019 | 46 |
| 1502 | \$3,400 | 2/3 | \$2.6 | 1,305 | Nov 2019 | 17 |
| 711 | \$2,600 | 2/2 | \$2.1 | 1,267 | Oct 2019 | 96 |
| 909 | \$2,600 | 2/3 | \$2.1 | 1,257 | Oct 2019 | 51 |
| 910 | \$3,150 | 2/3 | \$2.5 | 1,257 | Oct 2019 | 85 |
| 2105 | \$2,850 | 2/2 | \$2.3 | 1,236 | Oct 2019 | 106 |
| 2004 | \$2,850 | 2/3 | \$2.3 | 1,230 | Oct 2019 | 15 |
| 1501 | \$2,100 | 1/2 | \$2.5 | 834 | Oct 2019 | 6 |
| 201 | \$2,000 | 1/2 | \$2.4 | 834 | Sep 2019 | 92 |

Currently Listed

ACTIVE LISTINGS 1/2

| Unit | Price | Beds/Baths | \$/Sqft | Sqft | Listing Date | Owner |
|--------|-------------|------------|---------|------|--------------|-----------------|
| PH-02 | \$3,950 | 3/2 | \$2.5 | 1573 | Jan 2020 | RENE J VALVE... |
| PH-02 | \$669,000 | 3/2 | \$425.3 | 1573 | Jan 2020 | RENE J VALVE... |
| PH-06 | \$990,000 | 3/4 | \$457.7 | 2163 | Feb 2020 | N/A |
| LPH06 | \$1,400,000 | 3/4 | N/A | N/A | Feb 2020 | N/A |
| LPH-02 | \$800,000 | 3/3 | \$508.6 | 1573 | Mar 2020 | GOIACI ALVE... |
| 202 | \$3,900/mth | 3/3 | \$3.0 | 1305 | Mar 2020 | CINDY SUAREZ |
| 303 | \$715,000 | 3/3 | \$420.1 | 1702 | Mar 2020 | HECTOR VILL... |
| 604 | \$449,000 | 2/3 | \$365.0 | 1230 | Feb 2020 | N/A |
| 608 | \$328,000 | 1/1 | \$406.9 | 806 | Oct 2019 | N/A |
| 707 | \$310,000 | 1/2 | \$312.5 | 992 | Mar 2020 | |
| 1104 | \$489,000 | 2/3 | \$397.6 | 1230 | Feb 2020 | JOSE CARLOS... |
| 1108 | \$300,000 | 1/2 | \$372.2 | 806 | Mar 2020 | PAULA CORR... |
| 1203 | \$730,000 | 3/3 | \$424.7 | 1719 | Feb 2020 | AMICORP U.S... |
| 1207 | \$309,315 | 1/2 | \$311.8 | 992 | Feb 2020 | RICARDO P M... |
| 1207 | \$1,999/mth | 1/2 | \$2.0 | 992 | Feb 2020 | RICARDO P M... |
| 1208 | \$318,725 | 1/2 | \$395.4 | 806 | Feb 2020 | JOSE SALAS &... |
| 1208 | \$1,850/mth | 1/2 | \$2.3 | 806 | Feb 2020 | JOSE SALAS &... |
| 1210 | \$420,000 | 2/3 | \$334.1 | 1257 | Feb 2020 | N/A |
| 1411 | \$460,000 | 2/2 | \$363.1 | 1267 | Feb 2020 | JAIME ZARUSKI |
| 1505 | \$439,000 | 2/2 | \$355.2 | 1236 | Feb 2020 | ALTAGRACIA... |

Currently Listed

ACTIVE LISTINGS 2/2

| Unit | Price | Beds/Baths | \$/Sqft | Sqft | Listing Date | Owner |
|------|-------------|------------|---------|------|--------------|-----------------|
| 1511 | \$434,000 | 2/2 | \$342.5 | 1267 | Feb 2020 | ANITA NANW... |
| 1511 | \$2,900/mth | 2/2 | \$2.3 | 1267 | Feb 2020 | ANITA NANW... |
| 1512 | \$700,000 | 3/3 | \$423.0 | 1655 | Feb 2020 | ANTONIO A... |
| 1703 | \$679,000 | 3/3 | \$395.0 | 1719 | Feb 2020 | CRISTIAN GA... |
| 1812 | \$3,500/mth | 3/3 | \$2.1 | 1655 | Mar 2020 | MARLENE AL... |
| 1906 | \$2,800/mth | 2/3 | \$2.2 | 1288 | Feb 2020 | N/A |
| 1911 | \$2,799/mth | 2/2 | \$2.2 | 1267 | Feb 2020 | ANA BUSTAM... |
| 2004 | \$510,000 | 2/3 | \$414.6 | 1230 | Feb 2020 | N/A |
| 2008 | \$305,000 | 1/2 | \$378.4 | 806 | Mar 2020 | EDUARDO W... |
| 2009 | \$3,000/mth | 2/3 | \$2.4 | 1257 | Mar 2020 | JORGE SAHA... |
| 2011 | \$450,000 | 2/2 | \$355.2 | 1267 | Mar 2020 | JEROME L EN... |
| 2109 | \$433,000 | 2/3 | \$344.5 | 1257 | Feb 2020 | SHIRE PROPE... |
| 2403 | \$725,000 | 3/3 | \$421.8 | 1719 | Mar 2020 | JEROME L EN... |
| 2403 | \$3,950/mth | 3/3 | \$2.3 | 1719 | Feb 2020 | JEROME L EN... |
| 2409 | \$479,000 | 2/2 | \$381.1 | 1257 | Dec 2019 | JOSE GABRIE... |
| 2709 | \$475,000 | 2/3 | \$377.9 | 1257 | Feb 2020 | PATRICIO A B... |